



Match Statistics

Match #	Date	Time	Pool / Class	Pitch
1	26 Mar 2022	12:30	Round Robin	Turf 1

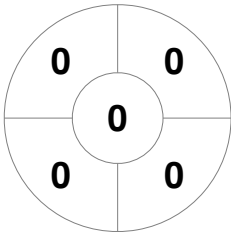
Breakers

Official	1	2	3	4	T
BREAKERS	4	1	0	1	6
OUTBACKS	0	1	1	0	2

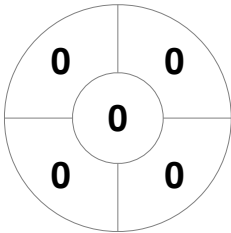
Outbacks

Penalty Corners

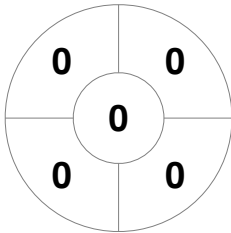
Circle Entries



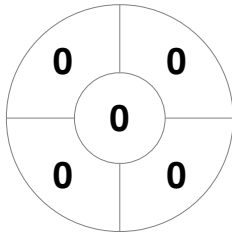
BREAKERS



OUTBACKS



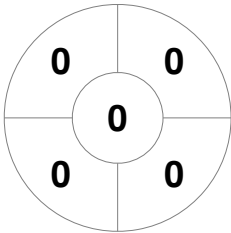
BREAKERS



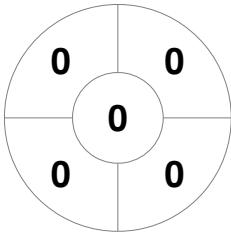
OUTBACKS

Shots

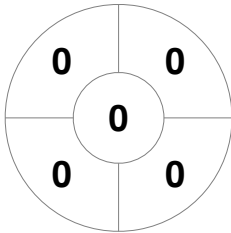
Shots on Target



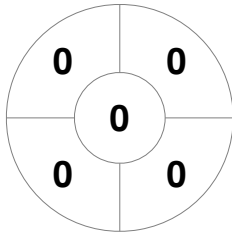
BREAKERS



OUTBACKS



BREAKERS



OUTBACKS

Possession %



BREAKERS



OUTBACKS

