



YIGC 2023 Boys
23 - 26 Nov 2023
Perth



Match Statistics

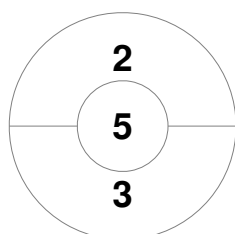
| | | | | |
|---------|-------------|-------|--------------|--------|
| Match # | Date | Time | Pool / Class | Pitch |
| 57 | 26 Nov 2023 | 10:30 | Cross Over 2 | Turf 2 |

| |
|-----------------|
| WA Waves |
|-----------------|

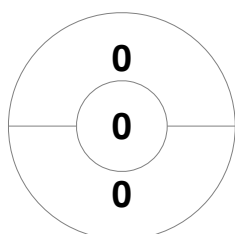
| | | | |
|----------|---|---|---|
| Official | 1 | 2 | T |
| WVES | 1 | 2 | 3 |
| FLMS | 0 | 0 | 0 |

| |
|---------------|
| Flames |
|---------------|

Penalty Corners

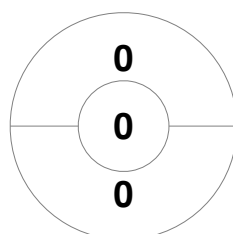


WVES

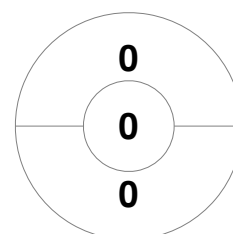


FLMS

Circle Entries

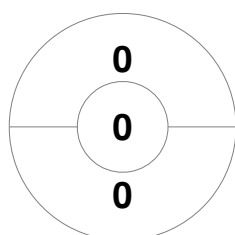


WVES

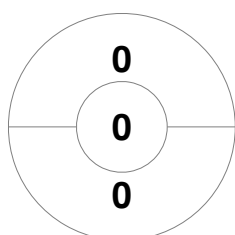


FLMS

Shots

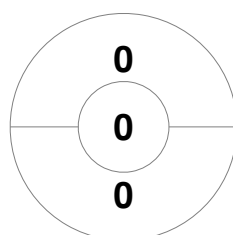


WVES

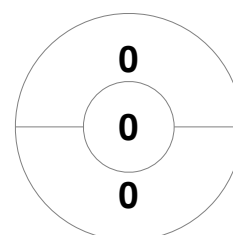


FLMS

Shots on Target

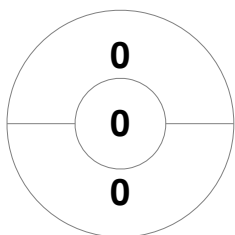


WVES

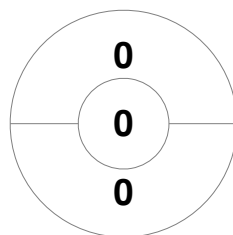


FLMS

Possession %



WVES



FLMS

