



Match Statistics

Match #	Date	Time	Pool / Class	Pitch
1	26 Mar 2022	12:30	Round Robin	Turf 1

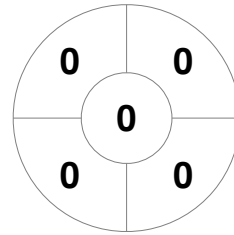
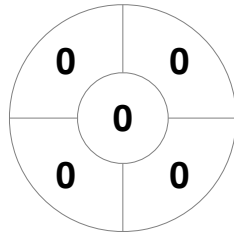
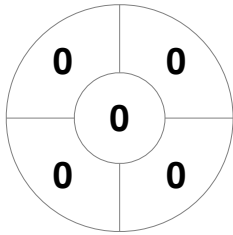
Breakers

Official	1	2	3	4	T
BREAKERS	4	1	0	1	6
OUTBACKS	0	1	1	0	2

Outbacks

Penalty Corners

Circle Entries



BREAKERS

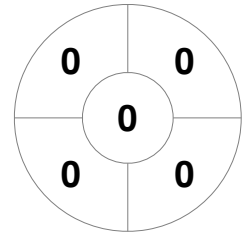
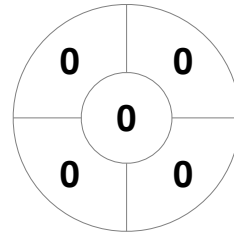
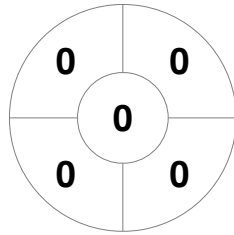
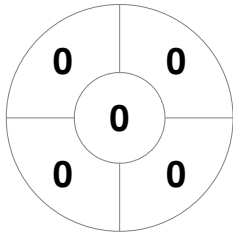
OUTBACKS

BREAKERS

OUTBACKS

Shots

Shots on Target



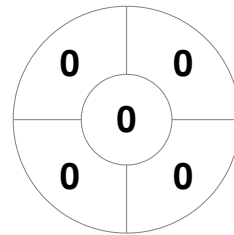
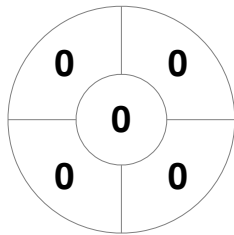
BREAKERS

OUTBACKS

BREAKERS

OUTBACKS

Possession %



BREAKERS

OUTBACKS

